




## Ecole du LabEx UnivEarthS Opening Science

Dec 15th 2020

[Régis Terrier](#)<sup>id</sup>, Laboratoire APC

# $\gamma$ -ray and multi-messenger astronomy



Electromagnetic signal

radio

optical/IR

$10^{-2}-0$  eV

X-rays

$10^3-5$  eV

HE  $\gamma$ -rays

$10^7-11$  eV

VHE  $\gamma$ -rays



$10^{11}-15$  eV



Neutrino signal

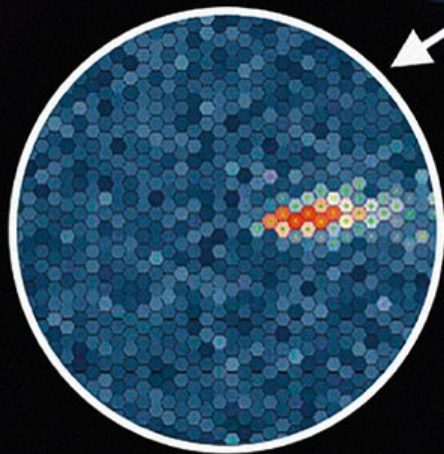
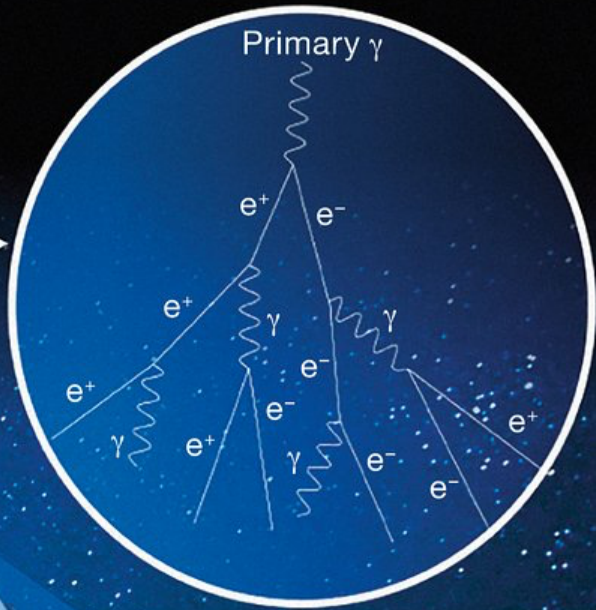
VHE neutrinos

$10^{11}-$  eV



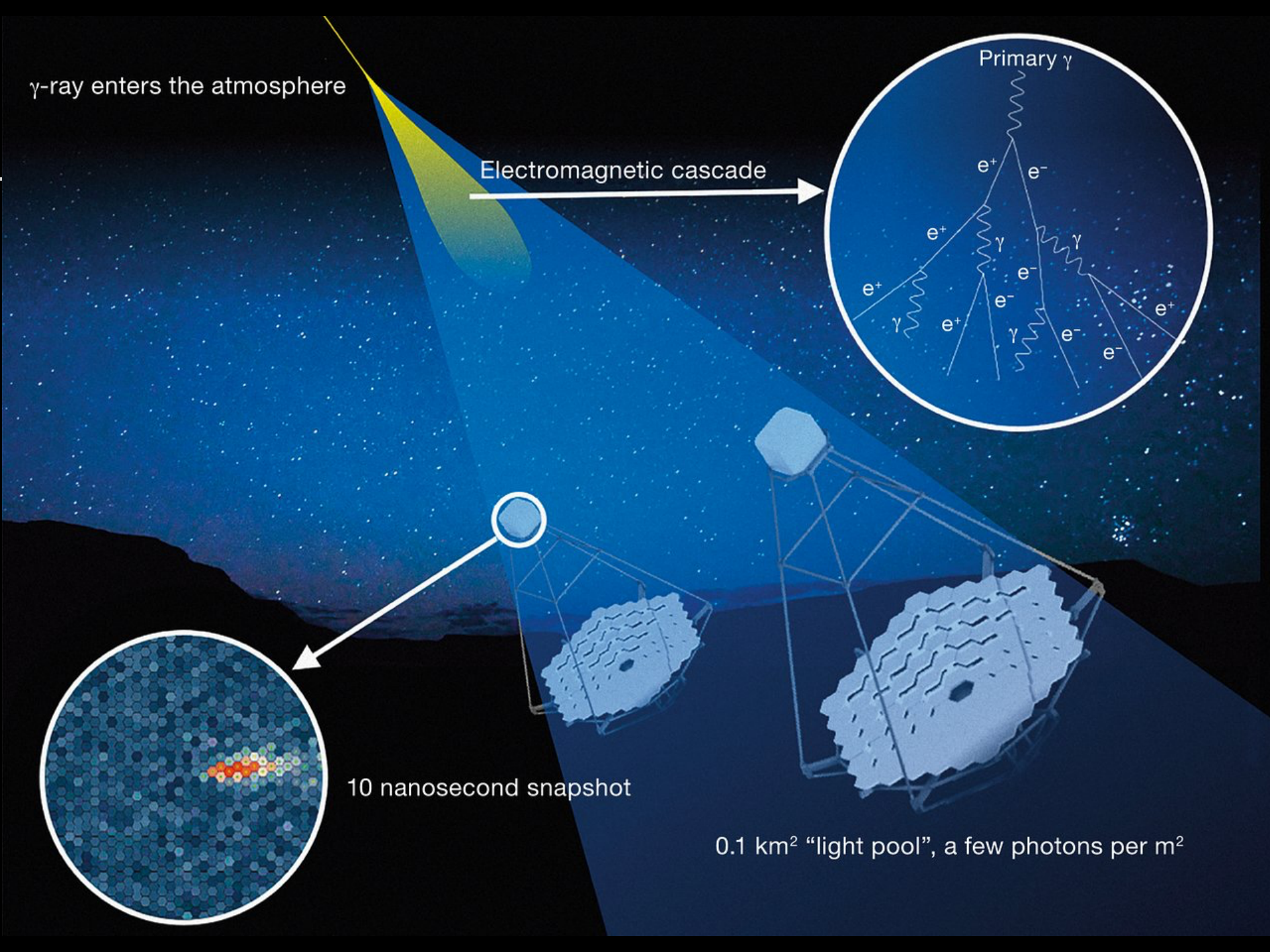
$\gamma$ -ray enters the atmosphere

Electromagnetic cascade



10 nanosecond snapshot

0.1 km<sup>2</sup> "light pool", a few photons per m<sup>2</sup>



# Ground based $\gamma$ -ray astronomy today



Veritas



MAGIC



HAWC



LHAASO




FACT



H.E.S.S.




# Ground based $\gamma$ -ray astronomy: CTA



# Proprietary formats and tools



- All instruments have their own proprietary formats and tools
  - usually based on the open software ROOT from CERN
- Common joint analyses are impossible



**Interoperability & reusability require  
common open *data formats* and common open *tools***


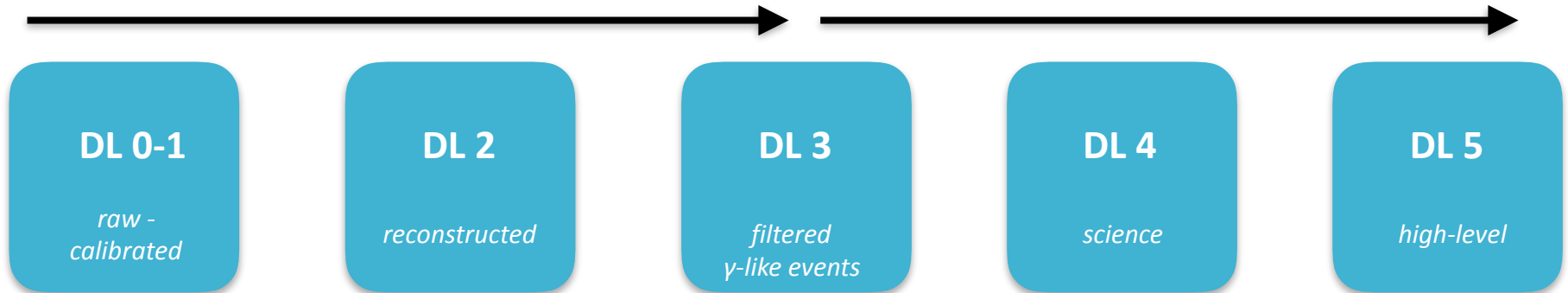
# The data flow



Separating instrument specific data treatment from common use cases and methods

Reconstruction pipeline (internal)


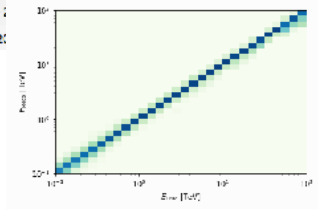
Science Tools (general users)



camera data

ENERGY	RA	DEC	L	B
MeV	deg	deg	deg	deg
float32	float32	float32	float32	float32
12186.642	260.45935	-33.553337	353.36273	1.7538676
25496.598	261.37506	-31.395004	353.09607	0.6520652
15621.498	259.54973	-33.409416	353.05673	2.4450684
12816.92	273.95583	-25.340391	6.45856	-4.0548879
116283.387	260.31568	-36.355604	351.23734	-0.107912394
11670.028	266.15518	-26.226436	2.1916027	1.6234819
13960.802	271.44742	29.615316	1.6267247	4.1431155
10477.372	266.3981			
13030.88	271.70428	-21		

gamma-like event lists  
IRFs



maps,  
spectra,  
light curves

# The gammapy concept



*A python package for  $\gamma$ -ray astronomy based on common data formats*

*A flexible, open-source, community driven,  
python library*

+

*A prototype for CTA science tools*



# Towards common data formats



- A community initiative to provide open data formats for  $\gamma$ -ray astronomy
  - g.a.d.f. (gamma-ray astro data formats)
  - members of Fermi-LAT and ground based instruments
  - a prototype format already used for data productions based on FITS

Docs » Data formats for gamma-ray astronomy

[Edit on GitHub](#)

## Data formats for gamma-ray astronomy

A place to propose and share data format descriptions for gamma-ray astronomy.

- Repository: <https://github.com/open-gamma-ray-astro/gamma-astro-data-formats>
- Docs: <https://gamma-astro-data-formats.readthedocs.io/>
- Mailing list: <https://lists.nasa.gov/mailman/listinfo/open-gamma-ray-astro>

- About
- General
- IACT events
- IACT IRFs
- IACT data storage
- Sky Maps
- Spectra
- Light curves

Next

## Mandatory columns

We follow the [OGIP event list](#) standard.

- **EVENT\_ID** type: int64
  - Event identification number at the DL3 level. See notes on [EVENT\\_ID](#) below.
- **TIME** type: float64, unit: s
  - Event time (see [Time](#))
- **RA** type: float, unit: deg
  - Reconstructed event Right Ascension (see [RA / DEC](#)).
- **DEC** type: float, unit: deg
  - Reconstructed event Declination (see [RA / DEC](#)).
- **ENERGY** type: float, unit: TeV
  - Reconstructed event energy.

## Optional columns

# Gammapy overview

Required dependencies



Optional dependencies



**healpy**  
*Healpix maps*

**regions**  
*Sky regions*

**pyyaml**  
*YAML I/O*

**click**  
*Command line tools*

 **astropy**


*Coordinates, Quantities, Tables,  
FITS I/O, etc.*


 **SciPy**

*Interpolation, minimisation,  
FFT convolution, etc.*

 **NumPy**


*ND-data structures &  
computations*

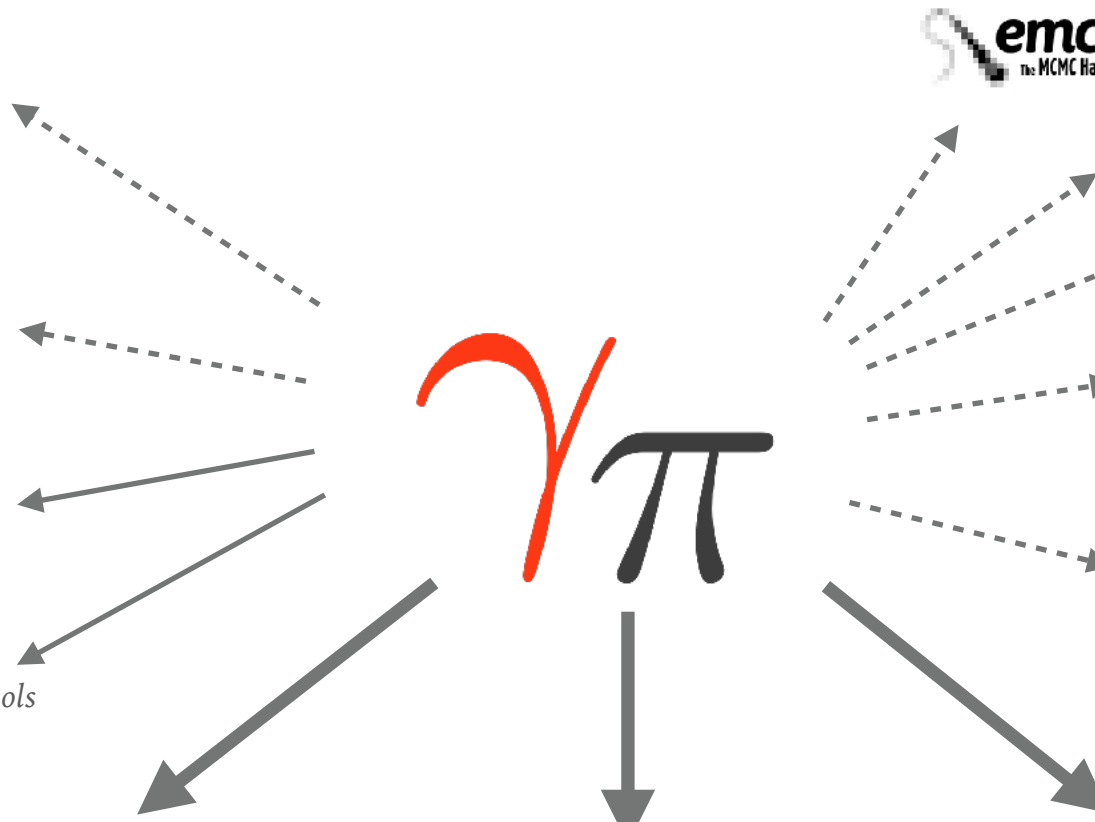
 **emcee**  
*The MCMC Hammer*

 **Sherpa**

**Iminuit**  
*Optimisation, sampling*

**matplotlib**  
*Plotting, visualisation*

 **Jupyter**  
*Tutorial notebooks*

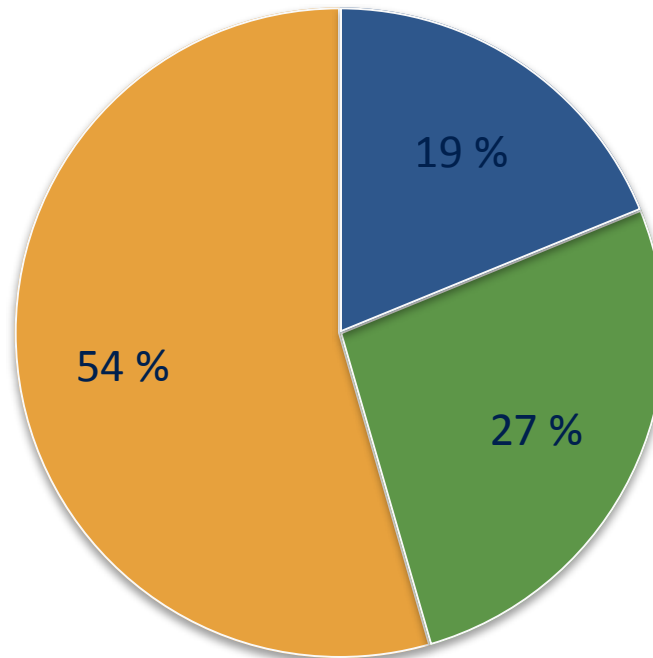


# Overview: gammapy code



40000 lines  
of python code

1500 unit & high level tests  
93% coverage



documentation  
& tutorials



**Hosted and openly developed on GitHub**

Distribution with conda, pip



# Documentation



The screenshot shows the Gammapy documentation website. The browser address bar displays `docs.gammapy.org/dev/tutorials.html`. The page title is "Tutorial notebooks — gammapy". The left sidebar contains a search bar and a navigation menu with categories: Getting Started, Tutorial notebooks (expanded), Extra topics, Basics, Installation, data - Data and observations, irf - Instrument response functions, maps - Sky maps, image - Map image analysis, cube - Map cube analysis, detect - Source detection, and background - Background modeling. The main content area is titled "Notebooks" and includes the following text and links:

For a quick introduction to Gammapy, go here:

- [First steps with Gammapy](#) | `first_steps.ipynb`
- [Introduction to gammapy.maps](#) | `intro_maps.ipynb`

Interested to do a first analysis of simulated CTA data?

- [CTA first data challenge \(1DC\)](#) | `cta_1dc_introduction.ipynb`
- [CTA data analysis with Gammapy](#) | `cta_data_analysis.ipynb`

To get started with H.E.S.S. data analysis:

- [H.E.S.S. with Gammapy](#) | `hess.ipynb`

3-dimensional cube analysis:

- [3D analysis](#) | `analysis_3d.ipynb`
- [3D simulation and fitting](#) | `simulation_3d.ipynb`
- [Fermi-LAT data with Gammapy](#) | `fermi_lat_data.ipynb`

<https://docs.gammapy.org/>

The screenshot shows the Gammapy documentation website for the "Getting started with Gammapy" tutorial. The browser address bar displays `docs.gammapy.org/dev/notebooks/first_steps.html`. The page title is "Getting started with Gammapy". The left sidebar is partially visible, showing the "Getting Started" section expanded. The main content area is titled "Getting started with Gammapy" and includes the following text and links:

Docs » Tutorial notebooks » Getting started with Gammapy [View page source](#)

This is a fixed-text formatted version of a Jupyter notebook.

Try online [launch binder](#)

You can contribute with your own notebooks in this [GitHub repository](#).

Source files: [first\\_steps.ipynb](#) | [first\\_steps.py](#)

## Getting started with Gammapy

### Introduction

This is a getting started tutorial for **Gammapy**.

In this tutorial we will use the **Second Fermi-LAT Catalog of High-Energy Sources (2FHL) catalog**, corresponding event list and images to learn how to work with some of the central Gammapy data structures.

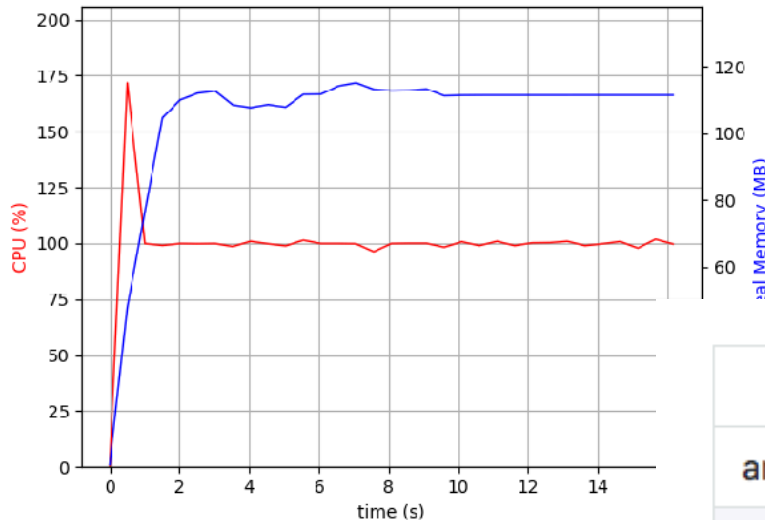
We will cover the following topics:

- **Sky maps**
  - We will learn how to handle image based data with gammapy using a Fermi-LAT 2FHL example image. We will work with the following classes:

# Validation and benchmarks



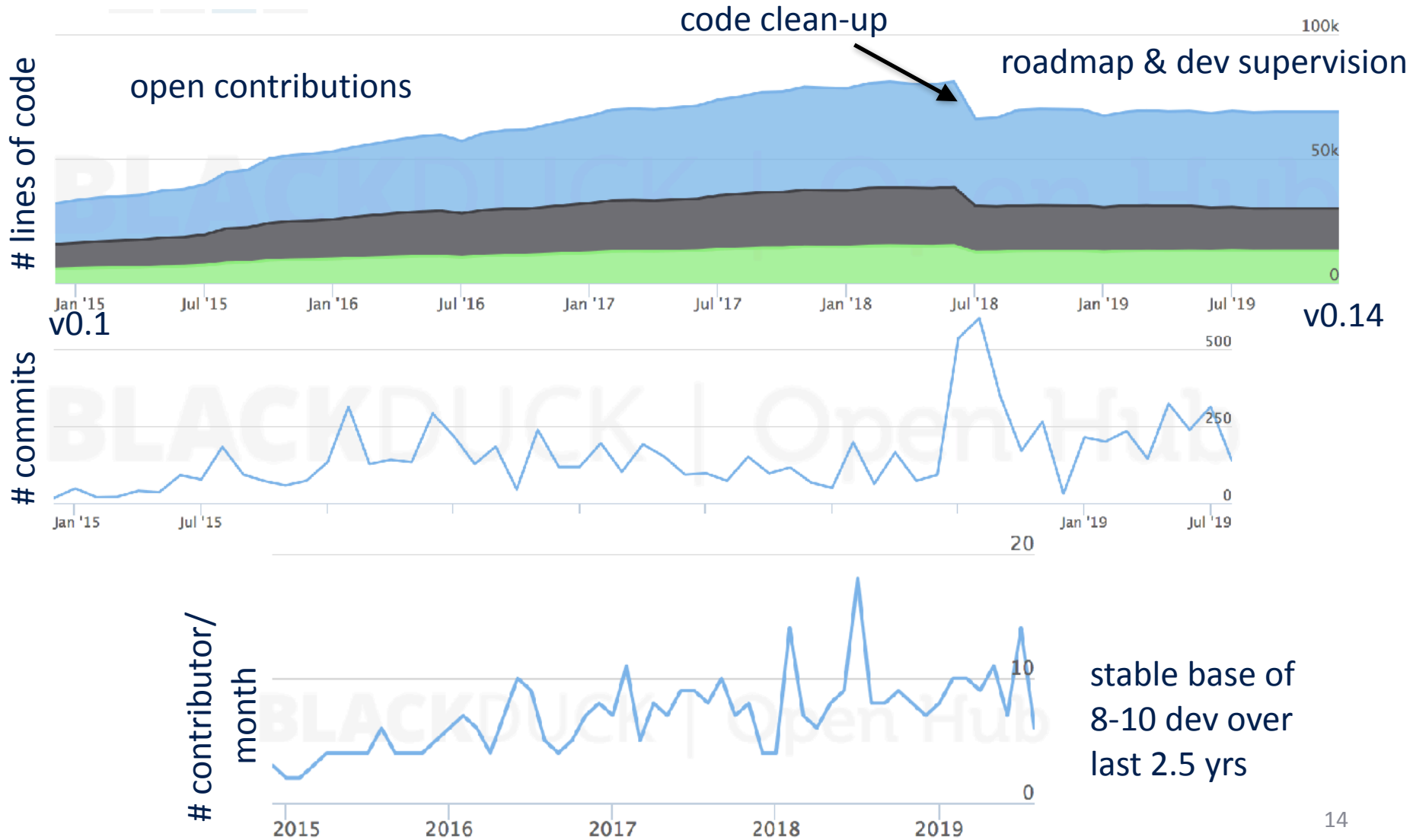
- Regular monitoring of performances High level science validation tests comparing to established results



Param	joint crab paper	gammapy
amplitude	$4.145e-11 \pm 2.971e-12$	$4.130e-11 \pm 3.042e-12$
reference	$1.000e+00 \pm 0.000e+00$	$1.000e+00 \pm 0.000e+00$
alpha	$2.600e+00 \pm 9.503e-02$	$2.615e+00 \pm 1.020e-01$
beta	$4.425e-01 \pm 1.116e-01$	$4.741e-01 \pm 1.297e-01$

<https://github.com/gammapy/gammapy-benchmarks/tree/master>

# Activity & project growth



# Gammapy project organisation



## Coordination committee



## Project managers

APC & ECAP

## Lead developers

MPI-K & APC

## Developers

About 10 regular contributors  
More than 80 contributors in total



*More formal structure of the project introduced end 2018 to ensure development planning and improve interactions with experiments/observatories* 15

# Planning development : PIGs



- Proposals for Improvement of Gammapy (see PEP, APE etc)

## PIG 3 - Plan for dropping Python 2.7 support

- Author: Christoph Dell & Matthew Wood
- Created: Feb 1, 2018
- Accepted: Nov 30, 2018
- Status: accepted
- Discussion: [GH 1278](#)

### Abstract

We propose to drop Python 2.7 support in Gammapy v0.11 in March 2019.

All earlier Gammapy versions, up to Gammapy v0.10, support Python 2.7 and of course will remain available indefinitely.

User surveys in 2018 have shown that most Gammapy users are already on Python 3. Gammapy v0.8 shipped with a recommended conda environment based on Python 3.6 that works on Linux, Mac and Windows and can be installed by anyone, also on older machines.

To support Fermipy, which uses `gammapy.maps` and still requires Python 2.7, as well as other users on Python 2.7 (if any), we will backport bug fixes and make patch releases in the Gammapy v0.10.x branch as needed, throughout 2019.

## PIG 12 - High-level interface

- Author: José Enrique Ruiz, Christoph Dell, Axel Donath, Regis Terrier, Lars Mohrmann
- Created: Jun 6, 2019
- Accepted: Aug 19, 2019
- Status: accepted
- Discussion: [GH 2219](#)

### Abstract

The high-level interface is one of the projects considered in the Gammapy roadmap for Gammapy v1.0 (see [PIG 3 - Plan for dropping Python 2.7 support](#)). It should be easy to use and allow users to do the most common analysis tasks and workflows quickly. It would be built on top of the existing Gammapy code base, first on it's own, but likely starting to develop it would inform improvements in code organisation throughout Gammapy.

Achieving a stable high-level interface should allow us to continue improving the Gammapy code-base without breaking user-defined workflows or recipes made that would have been made with this high-level interface.

We propose to develop a high-level interface Python API, similar to Fermipy or HAP in HESS, based on a single `Analysis` class communicating with a set of tool classes, and that supports config-file driven analysis of the main IACT source analysis use cases.



# Gammapy 1.0 Roadmap



## PIG 5 - Gammapy 1.0 Roadmap

- Author: Axel Donath (editor), Régis Terrier & Christoph Deil
- Created: September 28, 2018
- Accepted: January 31, 2019
- Status: accepted
- Discussion: [GH 1841](#)

### Introduction

This PIG describes the required short- and medium-term **development work up to the Gammapy 1.0** release. The anticipated time scale for this development effort is **9 - 12 months** and will be concluded by the Gammapy 1.0 release in fall 2019. The question of **API design and sub-module structure for Gammapy 1.0 will be addressed in separate PIGs.**

The content of this document was decided based upon user feedback from the first CTA data challenge (DC1), experience from analysing existing datasets as well as definition of use cases (see below). The content will be **updated in the coming month** and be adjusted to upcoming **requirements defined by CTA.** Current requirements defined by CTA are described observer access use cases (private link to [slides](#)) and in the document written summarizing the SUSS workshop Dec. 2018 (private link to [indico](#)).

# joint-crab paper



- Fully reproducible multi-instrument gamma-ray analysis
- Online material: <https://github.com/open-gamma-ray-astro/joint-crab/>
- All data, scripts and notebooks provided. Reproducibility:
  - conda distribution for local execution or binder environment
  - [docker image](#) provided for longer term reproducibility

Astronomy & Astrophysics manuscript no. jointcrab  
March 18, 2019

©ESO 2019

## Towards open and reproducible multi-instrument analysis in gamma-ray astronomy

C. Nigro<sup>1\*</sup>, C. Deil<sup>2</sup>, R. Zanin<sup>2</sup>, T. Hassan<sup>1</sup>, J. King<sup>3</sup>, J.E. Ruiz<sup>4</sup>, L. Saha<sup>5</sup>, R. Terrier<sup>6</sup>, K. Brügge<sup>7</sup>, M. Nöthe<sup>7</sup>,  
R. Bird<sup>8</sup>, T. T. Y. Lir<sup>9</sup>, J. Aleksic<sup>10</sup>, C. Boisson<sup>11</sup>, J.L. Contreras<sup>12</sup>, A. Donath<sup>13</sup>, L. Jouvin<sup>14</sup>, N. Kelley-Hoskins<sup>15</sup>,  
B. Khelifi<sup>16</sup>, K. Kosack<sup>17</sup>, J. Rico<sup>18</sup>, and A. Sinha<sup>19</sup>

(Affiliations can be found after the references)

March 18, 2019

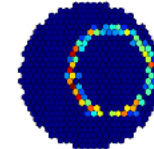
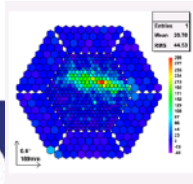
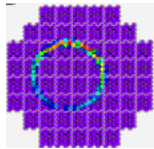
**ABSTRACT**

The analysis and combination of data from different gamma-ray instruments involves the use of collaboration proprietary software and case-by-case methods. The effort of defining a common data format for high-level data, namely event lists and instrument response functions (IRFs), has recently started for very-high-energy gamma-ray instruments, driven by the upcoming Cherenkov Telescope Array (CTA). In this work we implemented this prototypical data format for a small set of MAGIC, VERITAS, FACT, and H.E.S.S. Crab nebula observations, and we analyzed them with the open-source gammapy software package. By combining data from *Fermi*-LAT, and from four of the currently operating imaging atmospheric Cherenkov telescopes, we produced a joint maximum likelihood fit of the Crab nebula spectrum. Aspects of the statistical errors and the evaluation of systematic uncertainty are also commented upon, along with the release format of spectral measurements. The results presented in this work are obtained using open access on-line assets that allow for a long term reproducibility of the results.

**Key words.** Methods: data analysis, Gamma rays: general

15 Mar 2019


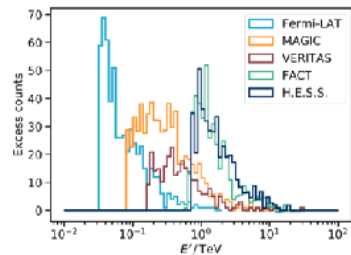
# joint-crab paper



Raw data


Dataset	$T_{\text{obs}}$	$E_{\text{min}}$ (TeV)	$E_{\text{max}}$ (TeV)	$N_{\text{on}}$	$N_{\text{bkg}}$	$R_{\text{on}}$ (deg)
Fermi-LAT	$\sim 7$ yr	0.03	2	578	1.2	0.30
MAGIC	0.66 h	0.08	30	784	129.9	0.14
VERITAS	0.67 h	0.16	30	289	13.7	0.10
FACT	10.33 h	0.45	30	691	272.8	0.17
H.E.S.S.	1.87 h	0.71	30	459	27.5	0.11

DL3 gadf



High level science products

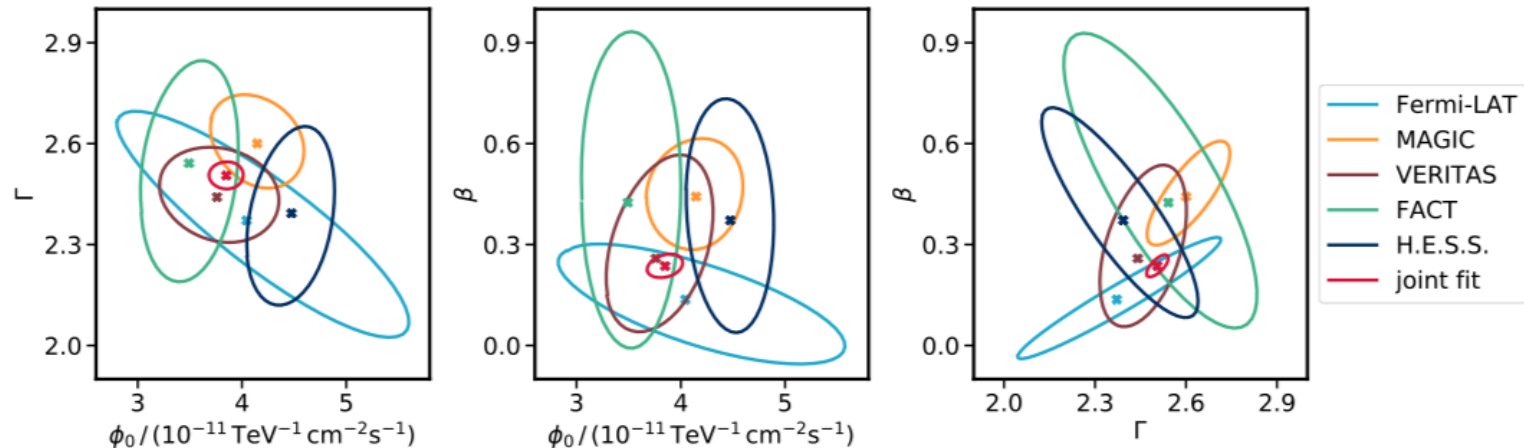
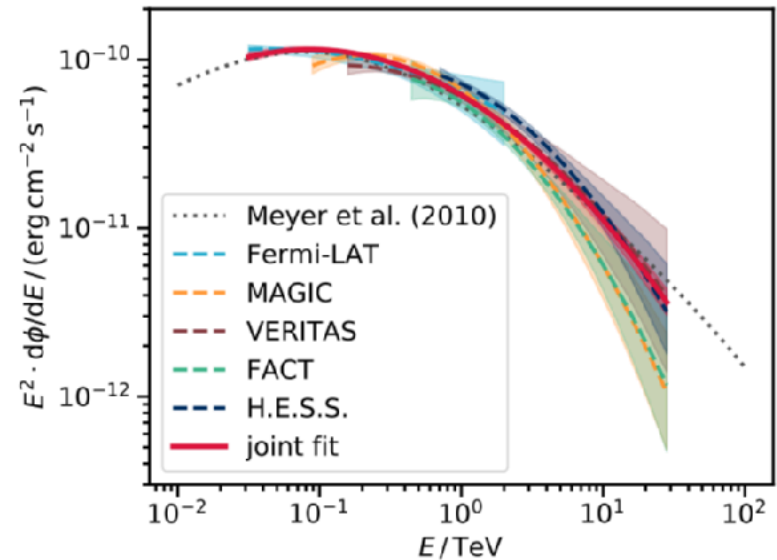
# joint-crab paper




- joint point-like analysis
- log-parabola fit using ON-OFF likelihood

Explore results:

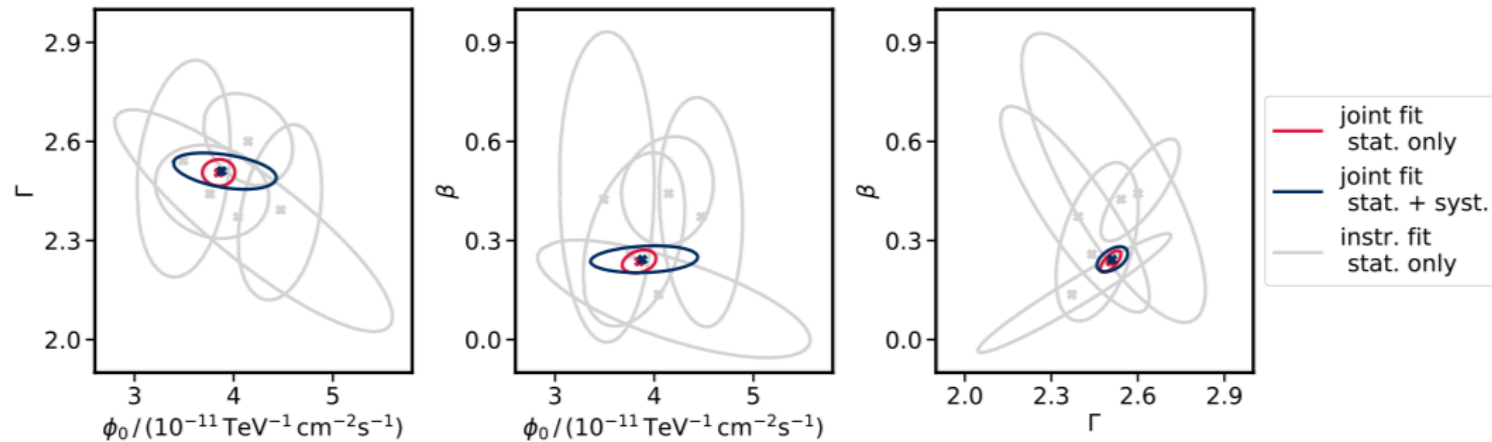
[https://github.com/open-gamma-ray-astro/joint-crab/blob/master/2\\_results.ipynb](https://github.com/open-gamma-ray-astro/joint-crab/blob/master/2_results.ipynb)



# joint-crab paper



- Can perform inter-calibration studies to evaluate systematics:
  - e.g. uncertainties on energy scale



See notebook:

[https://github.com/open-gamma-ray-astro/joint-crab/blob/master/3\\_systematics.ipynb](https://github.com/open-gamma-ray-astro/joint-crab/blob/master/3_systematics.ipynb)

- Can perform spectral fits on the parent particle population

See notebook:

[https://github.com/open-gamma-ray-astro/joint-crab/blob/master/4\\_naima.ipynb](https://github.com/open-gamma-ray-astro/joint-crab/blob/master/4_naima.ipynb)

# Summary



- Common & open data formats are prototyped within the VHE  $\gamma$ -ray community
- Gammapy is a python package for  $\gamma$ -ray astronomy:
  - open source & community driven.
  - developed on GitHub
  - relies on broadly used open source libraries
  - light-weight, easily adaptable
- Gammapy already allows for reproducible, multi-instrument analysis, see e.g. joint-crab effort
  - supports all data in g.a.d.f. DL3 format
  - HAWC data analysis support is coming
  - prototype tools for Km3Net neutrino data analysis currently developed